

Category No.	<b>Tool Equipment</b>	Ref. No. T019/03	Page 1 of 8
Coverage <input type="checkbox"/> Distributor only <input checked="" type="checkbox"/> Please inform your dealers		Date issued November 8, 2003	
Please convey this information to your <input type="checkbox"/> Director <input checked="" type="checkbox"/> General Manager <input type="checkbox"/> Warranty Dept. <input checked="" type="checkbox"/> Parts Dept. <input checked="" type="checkbox"/> Training Dept. <input checked="" type="checkbox"/> Field Rep		Date Revised	
Applicable Model  Mazda3 with diesel engine		Applicable Country or Specification  Europe, UK	

## Subject: Special Service Tools Developed for Mazda3 with diesel engine

### Legend:

Priority	Usage	Purchase recommendation
A	Normal Services	For all dealers
C	Overhauls, less frequent operations or specialized operations at distributor	Option for dealers

## Engine

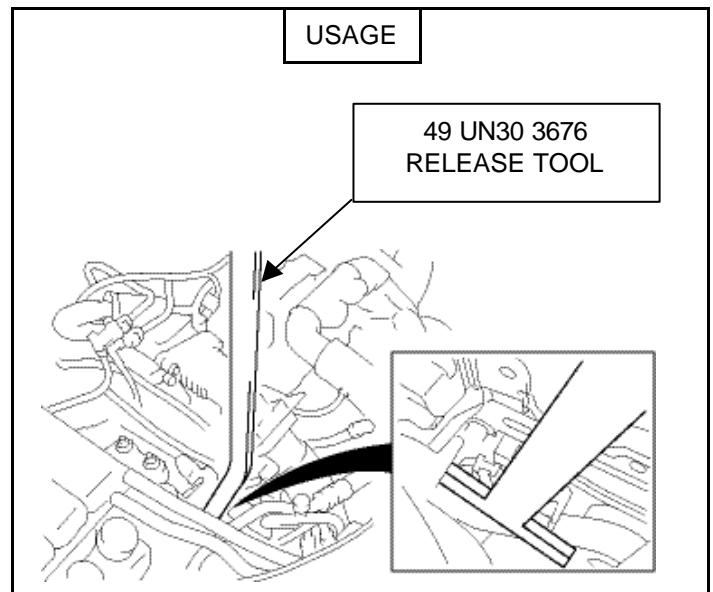
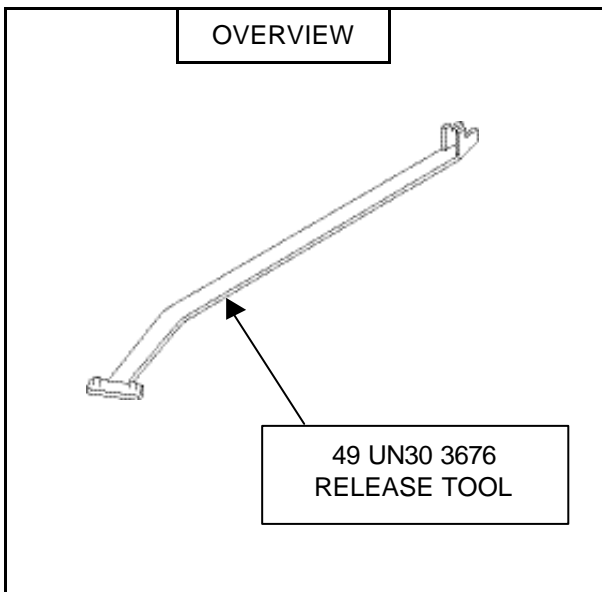
### 1. RELEASE TOOL (49 UN30 3676)

**PRIORITY:A**  
Normal Services

[ APPLICABLE MODEL ]      Mazda3 with diesel engine

[ APPLICATION ]              To release tension in the drive belt tensioner.

[REASON ESTABLISHED]      A new drive belt tensioner has been adopted.



## Manual Transaxle

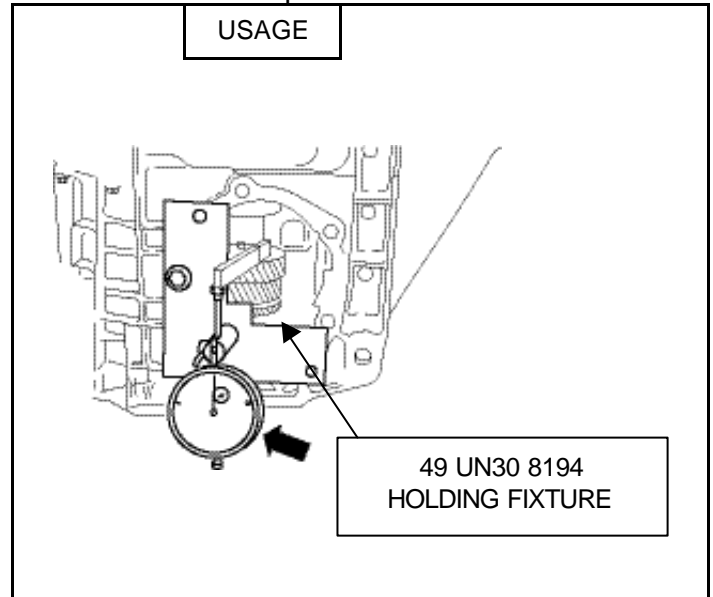
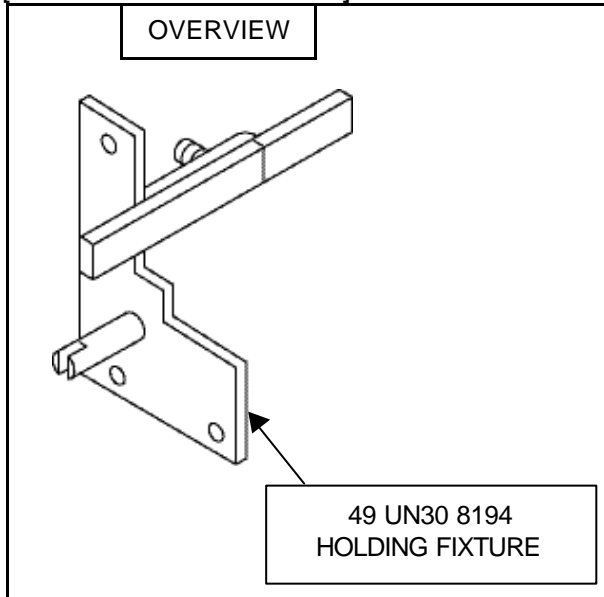
### 2. HOLDING FIXTURE (49 UN30 8194)

**PRIORITY:C**  
Overhauling

[ APPLICABLE MODEL ] Mazda3 with diesel engine

[ APPLICATION ] To measure the thrust clearance of the transmission gear side bearings.

[REASON ESTABLISHED] A new manual transaxle has been adopted.



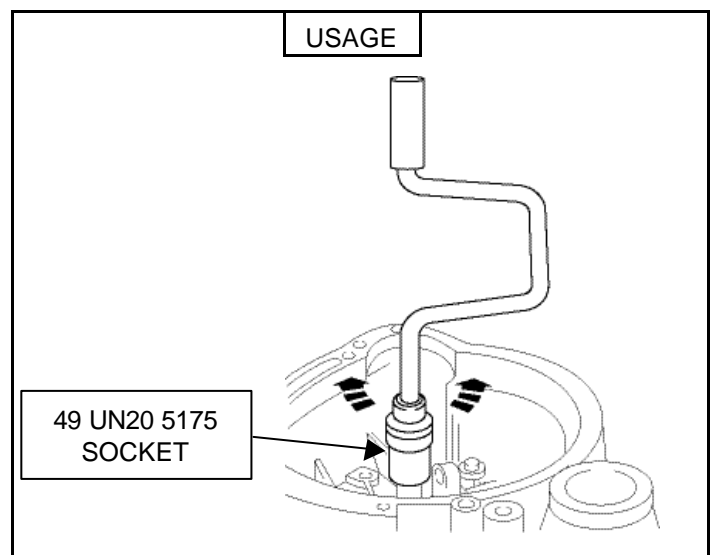
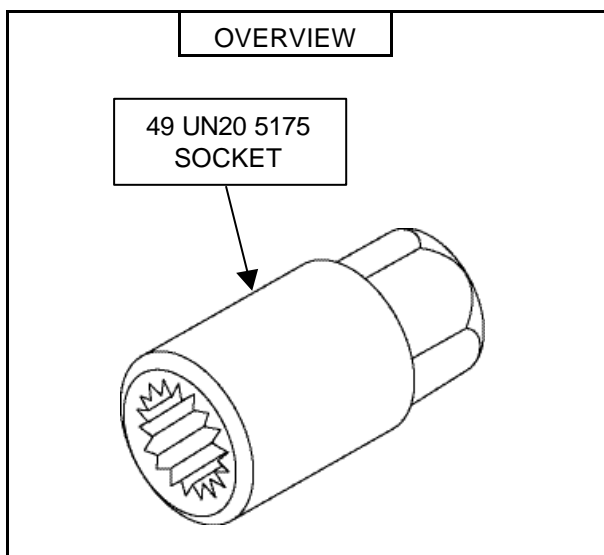
### 3. SOCKET (49 UN20 5175)

**PRIORITY:C**  
Overhauling

[ APPLICABLE MODEL ] Mazda3 with diesel engine

[ APPLICATION ] To rotate the input shaft.

[REASON ESTABLISHED] A new manual transaxle has been adopted.



## Steering

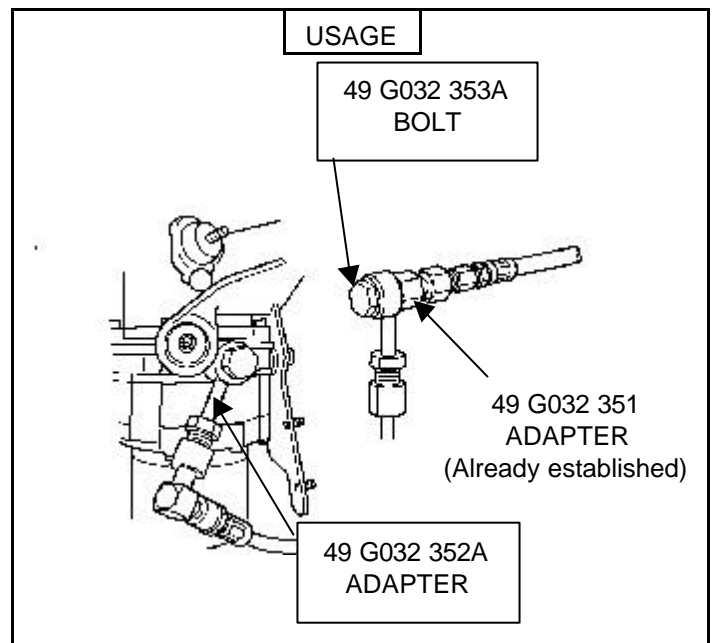
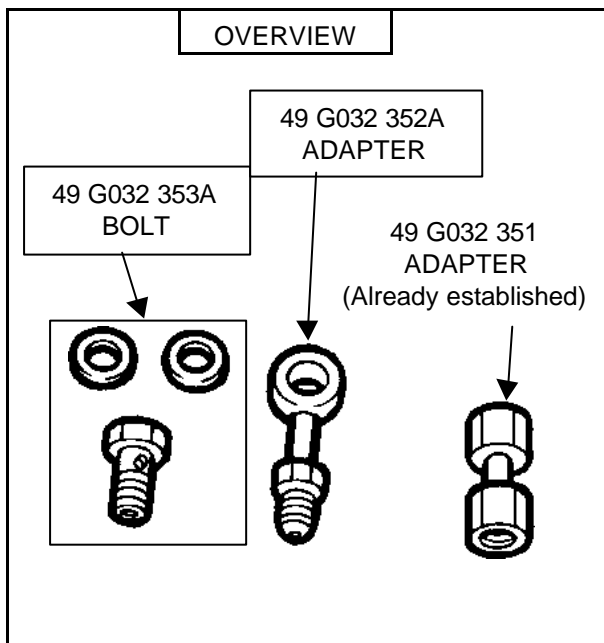
### 3. ADAPTER SET (49 G032 3A4A)

**PRIORITY:A**  
Normal Services

[ APPLICABLE MODEL ] Mazda3 with diesel engine

[ APPLICATION ] To measure the oil pressure in the power steering pump.

[REASON ESTABLISHED] An existing SST (49 G032 3A4) is no longer usable due to restrictions imposed by the vehicle component layout. Therefore, the new SST set (49 G032 3A4A) has been established. The new SST set can be also be used for existing vehicles. And the existing (old) SSTs, such as 49 G032 3A4, 49 G032 352, 49G032 353 have been discontinued.



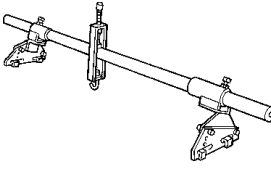

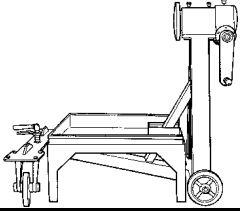
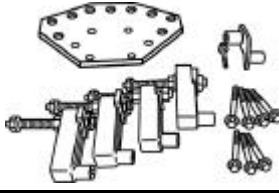




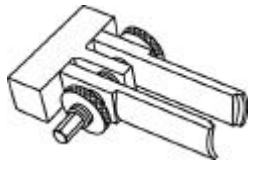





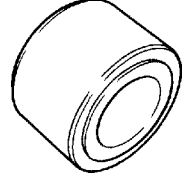
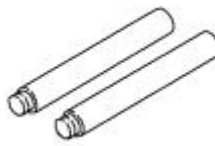



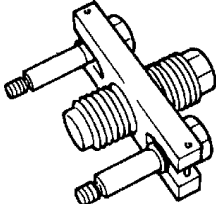

## Mazda3 Special Tool(s):


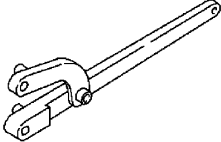

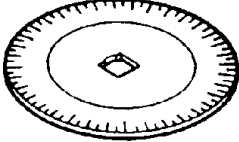
The SST list of the sections, which are not mentioned in the following charts, doesn't change from the SST list, which was introduced in the service information (T008/03) of Mazda3 with gasoline engine.

1: Mazda SST number


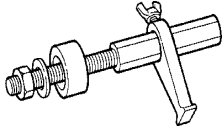
2: Ford SST number

### Engine (MZ-CD 1.6 (Y6))

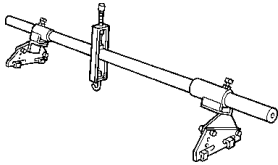
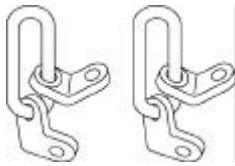
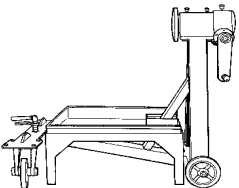
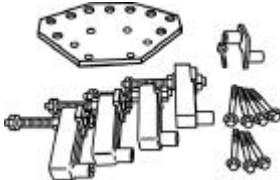

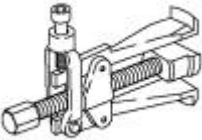
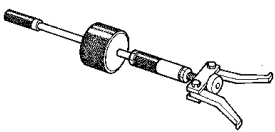
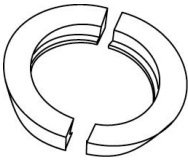
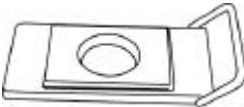

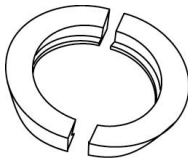


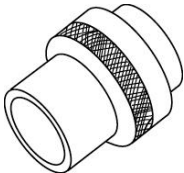
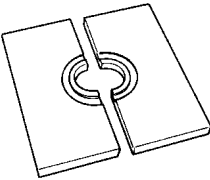
<p>49 E017 5A0</p> <p>Engine support</p> 	<p>1: 49 UN30 3050 2: 303-050</p> <p>Engine lifting bracket</p> 	<p>49 0107 680A</p> <p>Engine stand</p> 
<p>49 L010 1A0</p> <p>Engine hanger set</p> 	<p>1: 49 JE02 020 2: 303-734</p> <p>Locking tool, crankshaft</p> 	<p>49 B012 004</p> <p>Valve seal pusher</p> 
<p>49 JE02 0A2</p> <p>Universal valve tool</p> 	<p>49 0636 100B</p> <p>Valve spring lifter arm</p> 	<p>49 B012 0A2</p> <p>Pivot</p> 
<p>1: 49 JE02 010 2: 303-172-02A</p> <p>Adapter</p> 	<p>1: 49 JE02 011 2: 303-172-05</p> <p>Adapter</p> 	<p>1: 49 JE02 009 2: 303-172-01</p> <p>Adapter</p> 
<p>1: 49 JE02 023 2: 303-738</p> <p>Installer, crankshaft rear oil seal</p> 	<p>1: 49 JE02 019 2: 303-733</p> <p>Installer, crankshaft oil seal</p> 	<p>49 B010 001</p> <p>Oil seal installer</p> 
<p>1: 49 JE02 007 2: 303-034</p> <p>Guide studs, cylinder head</p> 	<p>1: 49 JE02 012 2: 303-245</p> <p>Alignment pins, cylinder head</p> 	<p>1: 49 JE02 018 2: 303-732</p> <p>Alignment peg, crankshaft</p> 
<p>1: 49 JE02 021 2: 303-735</p> <p>Alignment peg, camshaft</p> 	<p>49 S120 215B</p> <p>Pulley puller</p> 	<p>1: 49 JE02 050 2: 310-110</p> <p>Hand pressure pump set</p> 

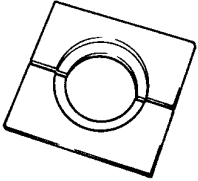
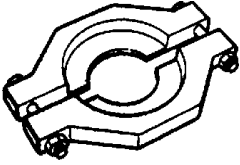
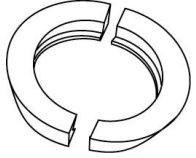
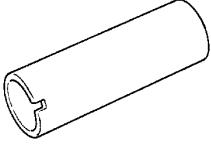
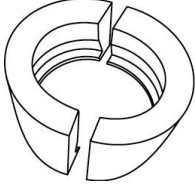
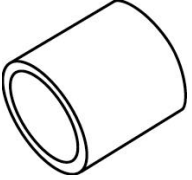
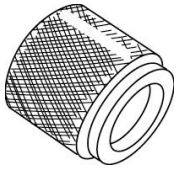

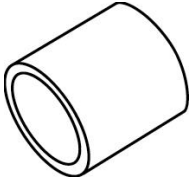
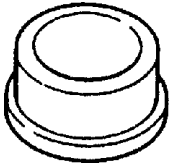
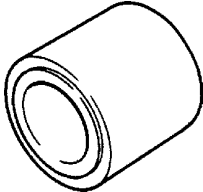
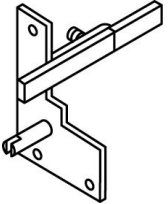
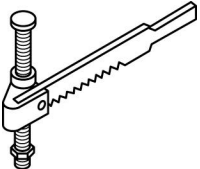



<p>1: 49 UN30 3676 2: 303-676</p> <p>Release tool</p> 	<p>1: 49 UN20 5072 2: 205-072</p> <p>Holder</p> 	<p>49 B011 105</p> <p>Adapter</p> 
<p>49 D032 316</p> <p>Protractor</p> 		

**Clutch**

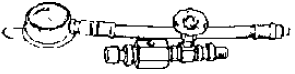




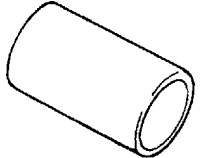
<p>1: 49 JE02 026 2: 308-204</p> <p>Aligner, clutch plate</p> 	<p>49 E011 1A0</p> <p>Ring gear brake set</p> 	
---	--	--

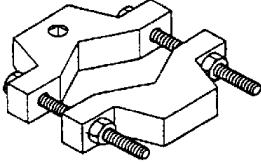
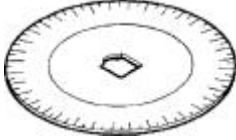


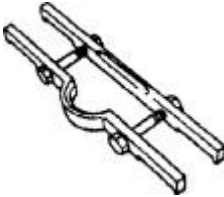


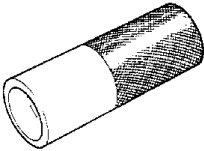

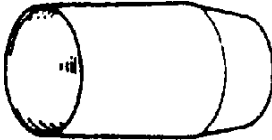
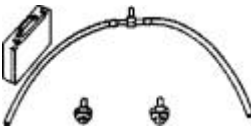
**Manual Transaxle (J65M-R)**

<p>49 E017 5A0</p> <p>Engine support set</p> 	<p>1: 49 UN30 3050 2: 303-050</p> <p>Engine lifting bracket</p> 	<p>49 0107 680A</p> <p>Engine stand</p> 
<p>49 L010 1A0</p> <p>Engine hanger set</p> 	<p>49 G030 795</p> <p>Oil seal installer</p> 	<p>1: 49 JE01 075 2: 308-208</p> <p>Remover, halfshaft oil seal</p> 
<p>49 W032 2A0</p> <p>Bearing remover set</p> 	<p>49 B017 201</p> <p>Attachment A</p> 	<p>49 F401 366A</p> <p>Plate</p> 
<p>49 G033 102</p> <p>Handle</p> 	<p>49 G017 101</p> <p>Attachment N</p> 	<p>49 F401 335A</p> <p>Attachment A</p> 
<p>49 F401 331</p> <p>Body</p> 	<p>49 H025 003A</p> <p>Bearing installer</p> 	<p>49 N017 102</p> <p>Plate</p> 


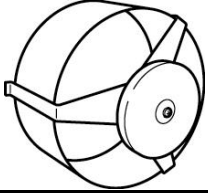
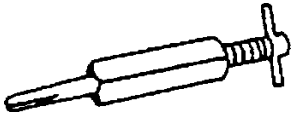
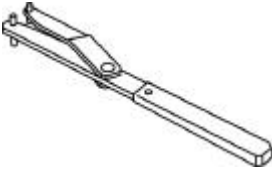
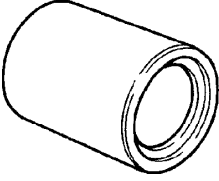

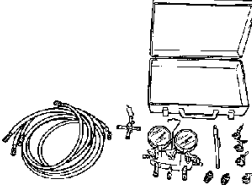
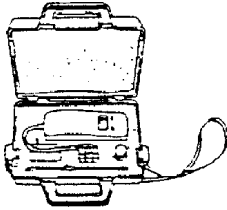
<p>49 N017 101</p> <p>Plate</p> 	<p>49 H027 002</p> <p>Bearing remover</p> 	<p>49 B017 209</p> <p>Attachment J</p> 
<p>49 S032 333</p> <p>Bearing installer</p> 	<p>49 E027 003</p> <p>Attachment</p> 	<p>49 H001 628</p> <p>Guide</p> 
<p>49 B032 335A</p> <p>Oil seal installer</p> 	<p>49 0500 330</p> <p>Bearing installer</p> 	<p>49 W027 003</p> <p>Bearing installer</p> 
<p>49 F027 009</p> <p>Attachment 68&amp;77</p> 	<p>49 S010 001</p> <p>Oil seal installer</p> 	<p>1: 49 UN30 8194 2: 308-194B</p> <p>Holding fixture</p> 
<p>1: 49 JE01 043 2: 303-060</p> <p>Compressor, valve spring</p> 	<p>1: 49 JE01 045 2: 303-060-02</p> <p>Adapter for 303-060</p> 	<p>1: 49 JE01 047 2: 303-060-07</p> <p>Adapter for 303-060</p> 
<p>1: 49 UN20 5175 2: 205-175</p> <p>Socket</p> 		

**Steering**

<p>49 1232 670B</p> <p>Power steering gauge set</p> 	<p>49 H002 671</p> <p>Adapter</p> 	<p>49 G032 3A4A</p> <p>Power steering gauge adapter set</p> 
<p>49 T028 3A0</p> <p>Ball joint puller set</p> 	<p>49 H032 301</p> <p>Wrench</p> 	<p>49 B034 202A</p> <p>Support block</p> 

<p>49 F017 1A0</p> <p>Universal wrench</p> 	<p>49 D032 316</p> <p>Protractor</p> 	<p>49 F032 303</p> <p>Handle</p> 
<p>49 B032 323</p> <p>Remover body rod seal</p> 	<p>49 N032 319A</p> <p>Support plate</p> 	<p>49 G033 102</p> <p>Handle</p> 
<p>49 T028 301</p> <p>Dust boot installer</p> 	<p>49 F015 002</p> <p>Water seal installer</p> 	<p>49 F032 304</p> <p>Body</p> 
<p>49 F032 310</p> <p>Protector</p> 	<p>49 G032 3A1</p> <p>Joint hose set</p> 	

**Air Conditioner**

<p>1: 49 UN41 2027 2: 412-027</p> <p>Spring lock coupling disconnect tool</p> 	<p>49 B061 015</p> <p>Holder</p> 	<p>1: 49 UN41 2034 2: 412-034</p> <p>Fixed orifice tube tool</p> 
<p>49 G032 354</p> <p>Adjust wrench</p> 	<p>49 T028 301</p> <p>Dust boot installer</p> 	<p>49 B061 014</p> <p>Spring lock coupling disconnect tool</p> 
<p>49 C061 0A0B</p> <p>Gas charging set</p> 	<p>49 C061 013</p> <p>Gas leak tester</p> 	

**SUMMARY OF NEWLY DEVELOPED SST:**

No.	MAZDA TOOL No.	Ford TOOL No.	DESCRIPTION	WEIGHT (kg)	PRIORITY
1	49 UN30 3676	303-676	RELEASE TOOL	1.05	A
2	49 UN30 8194	308-194B	HOLDING FIXTURE	0.5	C
3	49 UN20 5175	205-175	SOCKET	0.3	C
4	49 G032 3A4A	-	ADAPTER SET	0.22	A
	(49 G032 351)	-	ADAPTER	0.10	A
	(49 G032 352A)	-	ADAPTER	0.07	A
	(49 G032 353A)	-	BOLT	0.05	A

**ORDERING:**

Please place your order with:

WERNER WEITNER  
Kfz. –Spezialwerkzeuge  
Maschinenbau, Sollnau 12  
8078 Eichstatt  
F. R. Germany  
Attention: Mr. R Strasser

Telephone: (49) 8421-981-612  
Telefax: (49) 8421-981-698  
[roland.strasser@werner-weitner.com](mailto:roland.strasser@werner-weitner.com)



Taketo Ishida  
Manager  
Upstream Service Program Group  
Vehicle Service & Program Dept.