



Category No.	<b>Tool Equipment</b>	Ref. No T033/05	Page 1 of 3
Coverage <input type="checkbox"/> Distributor only <input checked="" type="checkbox"/> Please inform your dealers		Date issued Jul 08, 2005	
Please convey this information to your <input type="checkbox"/> Warranty Dept. <input checked="" type="checkbox"/> Parts Dept. <input checked="" type="checkbox"/> Training Dept. <input checked="" type="checkbox"/> Field Rep		Date Revised	
Applicable Model  Mazda6 MPS		Applicable Country or Specification  Europe, U.K.	

## Subject: New Special Service Tools for Mazda6 MPS

### Legend:

Priority	Usage	Purchase Necessity
A	Normal Services	For all dealers
B	Overhauls, less frequent operations or specialized operations at distributor	Option for dealers

## Engine

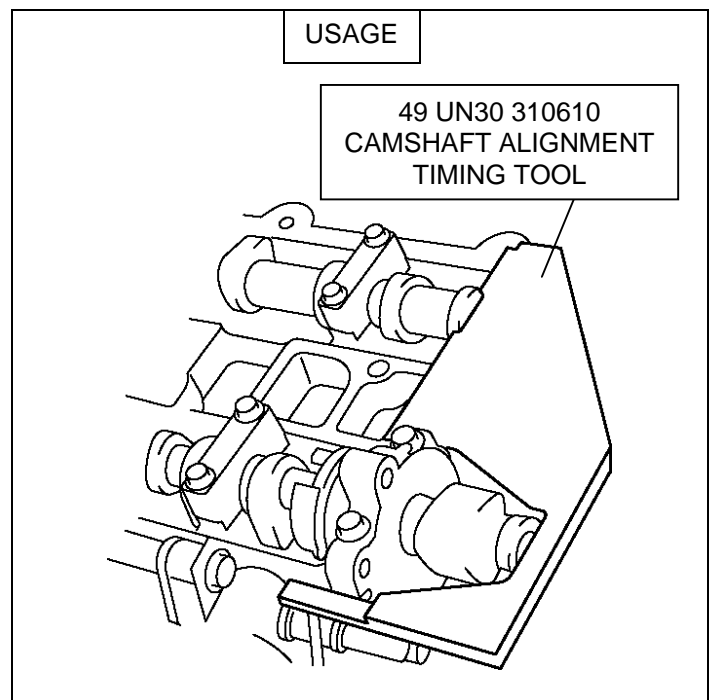
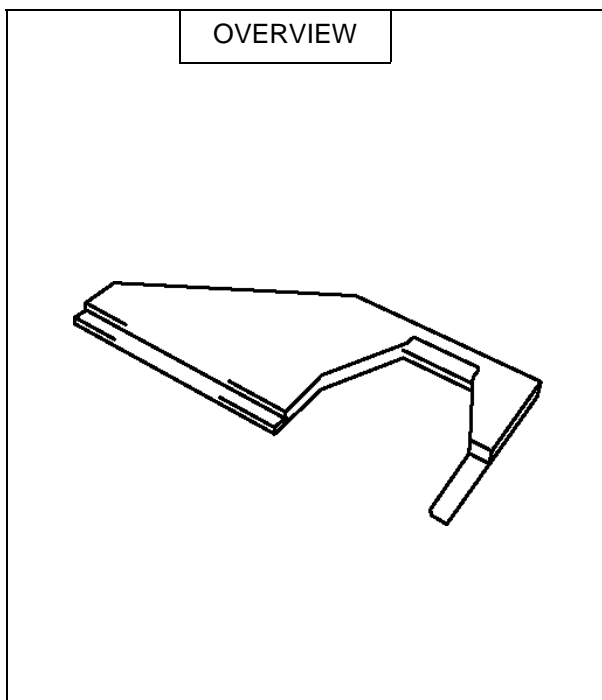
### 1. CAMSHAFT ALIGNMENT TIMING TOOL (49 UN30 310610)

**PRIORITY : A**  
Normal Services

[ APPLICABLE MODEL (PART) ] Mazda6 MPS

[ APPLICATION ] To position the camshaft when installing the timing chain.

[REASON ESTABLISHED] A new engine has been adopted.



## Fuel system

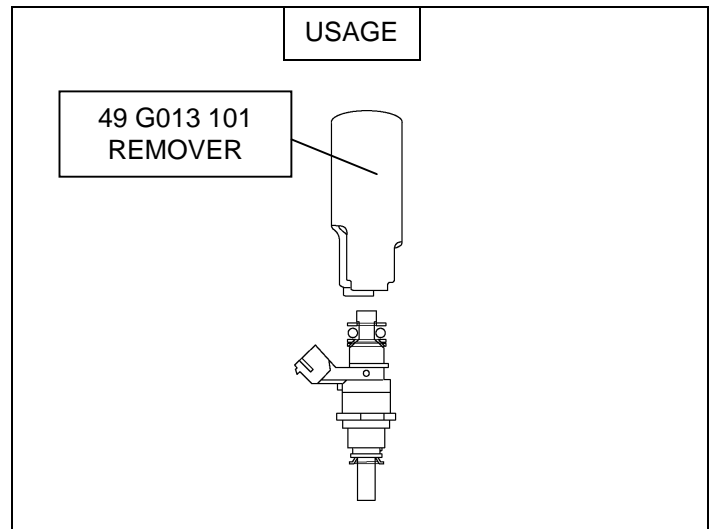
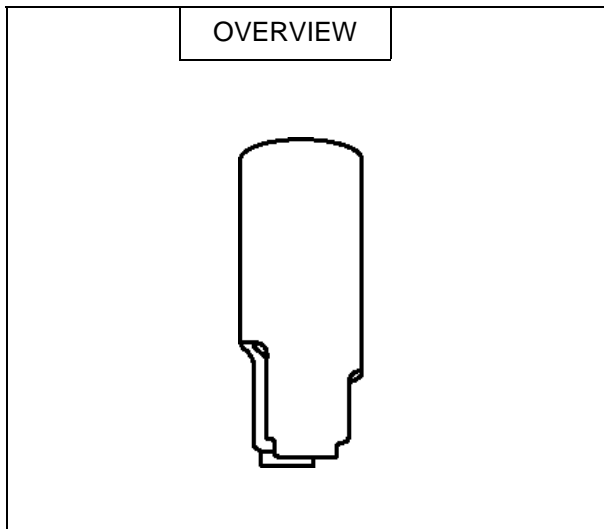
### 2. REMOVER (49 G013 101)

**PRIORITY : A**  
Normal Services

[ APPLICABLE MODEL (PART) ] Mazda6 MPS

[ APPLICATION ] To remove carbon from the fuel injector.

[REASON ESTABLISHED] A direct injection has been adopted.



## Manual transaxle

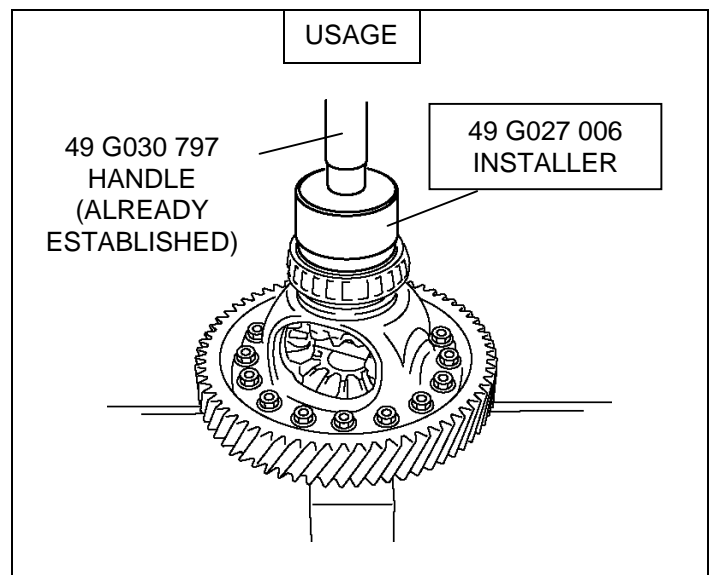
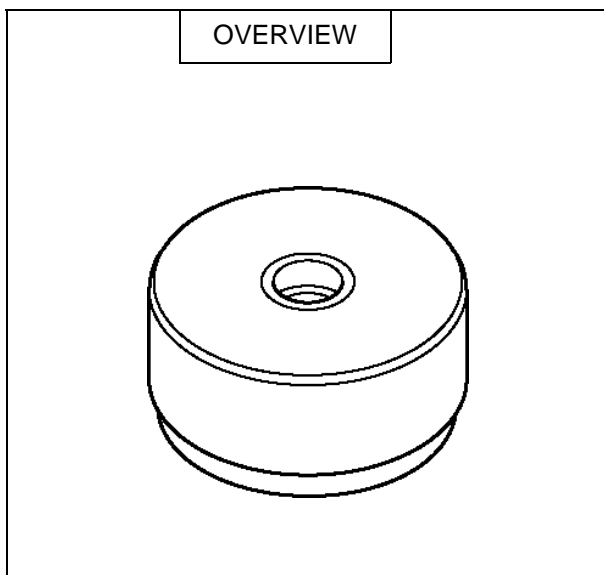
### 3. INSTALLER (49 G027 006)

**PRIORITY:B**  
Overhauling

[ APPLICABLE MODEL (PART) ] Mazda6 MPS (A26MX-R Manual Transaxle)

[ APPLICATION ] To install the differential side bearing.

[REASON ESTABLISHED] A new manual transaxle has been adopted.



## Rear differential

### 4. COLLAR (49 G027 005)

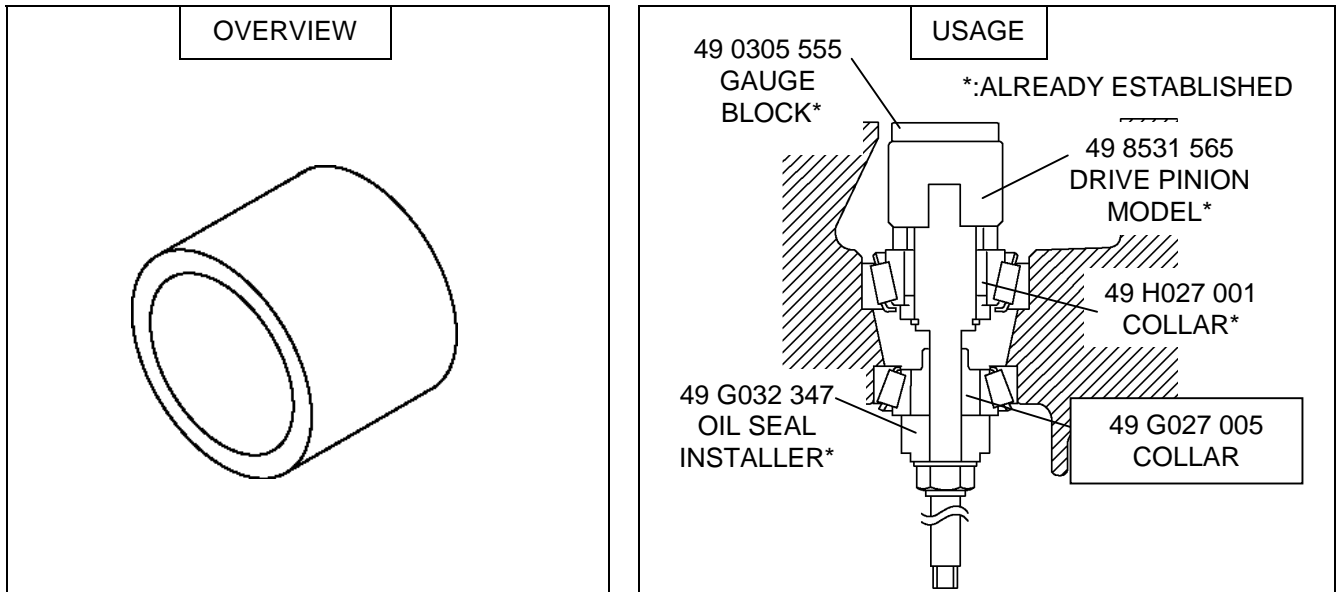
**PRIORITY:B**

Overhauling

[ APPLICABLE MODEL (PART) ] Mazda6 MPS

[ APPLICATION ] To measure rear differential pinion height.

[REASON ESTABLISHED] A new rear differential has been adopted.



#### WEIGHT:

No.	Mazda SST Number	Ford SST Number	Description	WEIGHT (kg)
1	49 UN30 310610	303-1061	CAMSHAFT ALIGNMENT TIMING TOOL	0.9
2	49 G013 101	—	REMOVER	0.3
3	49 G027 006	—	INSTALLER	0.5
4	49 G027 005	—	COLLAR	0.1

For the tool with the Ford SST number indicated above, the number marked on the tool is also the Ford SST number.

#### ORDERING:

Please place your order with:

Werner Weitner GmbH

Sollnau 12 + 14  
85072 Eichstatt  
Germany

Attention: Mr. R Strasser

Telephone: (49) 8421-981-612

Telefax: (49) 8421-981-698

[roland.strasser@werner-weitner.com](mailto:roland.strasser@werner-weitner.com)

*J. Ishida*

Taketo Ishida

Manager

Upstream Service Program Group  
Vehicle Service & Program Dept.